

Made to Order Common Specifications: -XC35: With Coil Scraper



39 With Coil Scraper

Symbol
-XC35

It gets rid of frost, ice, weld spatter, cutting chips adhered to the piston rod, and protects the seals, etc.

Applicable Series

Series	Description	Model	Action	Note	Vol. no. (for std model)
CM2	Air cylinder	CM2-Z	Double acting, Single rod	Except with air cushion	
		CM2W-Z	Double acting, Double rod	Except with air cushion	
	Cylinder with end lock	CBM2	Double acting, Single rod	Lock in head end only (Except with air cushion)	
CG1	Air cylinder	CG1-Z1	Double acting, Single rod		
		CG1-Z	Double acting, Single rod		
MB	Air cylinder	MB-Z	Double acting, Single rod	Except ø125	
		MBW-Z	Double acting, Double rod	Except ø125	
MB1	Air cylinder	MB1-Z	Double acting, Single rod	Except ø125	
		MBW-Z	Double acting, Double rod	Except ø125	
CA2	Air cylinder	CA2-Z	Double acting, Single rod		
		CA2W-Z	Double acting, Double rod		
	Cylinder with end lock	CBA2	Double acting, Single rod		
CS1	Air cylinder	CS1	Double acting, Single rod		
		CS1W	Double acting, Double rod		
CS2	Air cylinder	CS2	Double acting, Single rod		
		CS2W	Double acting, Double rod		
CQ2	Compact cylinder	CQ2-Z	Double acting, Single rod	Applicable to ø32 to ø100	Web Catalog
		CQ2W-Z	Double acting, Double rod	Applicable to ø32 to ø100	
		CQP2	Double acting, Single rod	Applicable to ø32 to ø100, Except with bracket	
	CQ2-Z	Double acting, Single rod	Applicable to ø32 to ø100		
RQ	Compact cylinder with air cushion	RQ	Double acting, Single rod	Applicable to ø32 to ø100	
MWB	Cylinder with lock	MWB	Double acting, Single rod		
		MWBW	Double acting, Double rod		
	Lock unit	MWB-UT	—	Both sides are equipped with a coil scraper	
CNA2	Cylinder with lock	CNA2	Double acting, Single rod		
CNG	Cylinder with lock	CNG	Double acting, Single rod		
CLS	Cylinder with lock	CLS	Double acting, Single rod	Applicable to ø125 to ø160 (ø180 to ø250 as standard)	
CLQ	Compact cylinder with lock	CLQ	Double acting, Single rod	Applicable to ø40 to ø100	
MGP	Compact guide cylinder	MGPM-Z	Double acting	Applicable to ø20 to ø100	
		MGPL-Z	Double acting	Applicable to ø20 to ø100	
		MGPA-Z	Double acting	Applicable to ø20 to ø100	
MGG	Guide cylinder	MGG	Double acting	Applicable to ø32 to ø100	
MGC	Guide cylinder	MGC	Double acting	Applicable to ø32 to ø50	

How to Order

Standard model no.

— XC35

With coil scraper ●

* For MGP series, refer to page 1542.

Specifications: Same as standard type

Made to Order Common Specifications: -XC35: With Coil Scraper

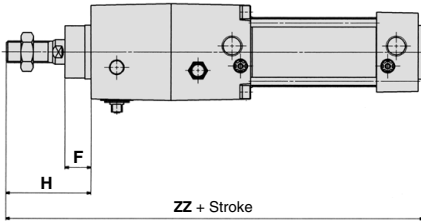


39 With Coil Scraper

Symbol
-XC35

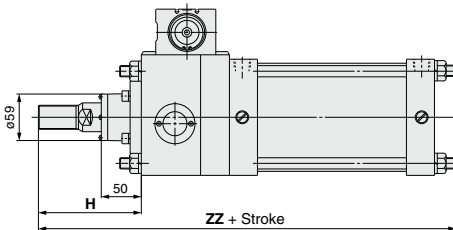
Dimensions (Dimensions other than below are the same as standard type.)

MNB series



Bore size (mm)	F	H	ZZ
32	16	47	205
40	18	56	221
50	19	63	250
63	19	63	264
80	25	77	326
100	25	77	346

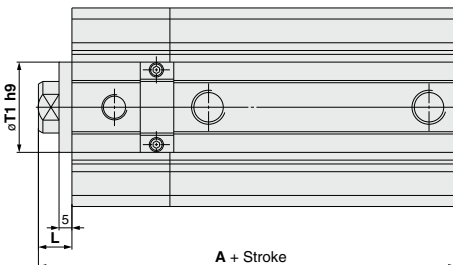
CLS series



Bore size (mm)	H	ZZ
125	120	355
140	120	355
160	130	398.5

* ø180 to ø250: A coil scraper is attached as standard.

CLQ series



Bore size (mm)	Stroke range (mm)	A		L	T1 h9
		Without auto switch	With auto switch		
40	10 to 50	75.5	85.5	12	28 ⁰ _{-0.052}
	75,100	85.5			
50	10 to 50	78.5	88.5	13	35 ⁰ _{-0.062}
	75,100	88.5			
63	10 to 50	87	97	13	35 ⁰ _{-0.062}
	75,100	97			
80	10 to 50	101.5	111.5	15	43 ⁰ _{-0.062}
	75,100	111.5			
100	10 to 50	120	130	17	59 ⁰ _{-0.074}
	75,100	130			

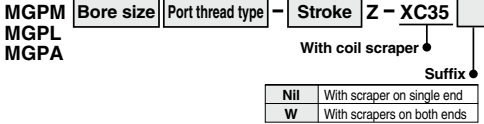
Made to Order Common Specifications: -XC35: With Coil Scraper



39 With Coil Scraper

Symbol
-XC35

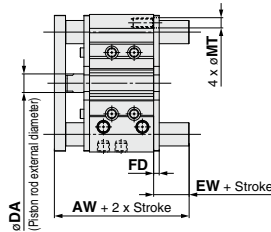
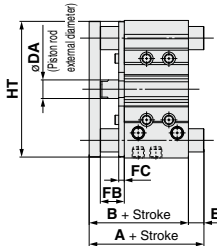
How to Order



Specifications

Applicable series		MGPM	MGPL, MGPA
Bearing type		Slide bearing	Ball bushing bearing
Bore size (mm)		20, 25, 32, 40, 50, 63, 80, 100	
Minimum operating pressure	With single end	0.12 MPa	
	With both ends	0.14 MPa	
Specifications other than above		Same as standard type	

Dimensions (Dimensions other than below are the same as standard type.)



For cylinder with both sides scraper

Common Dimensions:

Bore size (mm)	MGPM, MGPL, MGPA (mm)				
	B	DA	FB	FC	
				MGPM	MGPL, MGPA
20	63	10	18	5	5
25	63.5	10	17	6	5
32	69.5	14	22	6	5
40	76	14	22	6	5
50	82	20	26	6	5
63	87	20	26	6	5
80	106.5	25	34	8	6
100	126	30	41	9	6

With Both Sides Scraper Dimensions:

Bore size (mm)	AW, EW, FD, MT (mm)			
	AW	EW	FD	MT
20	74	6	5	6
25	74.5	6	5	7
32	82.5	7	6	9
40	89	7	6	8.5
50	95	7	6	11
63	100	7	6	11
80	120.5	8	6	14
100	143	8	9	16

MGPM (Slide bearing) A, E, HT Dimensions (mm)

Bore size (mm)	A			E			HT
	50 st or less	Over 50 st to 200 st	Over 200 st	50 st or less	Over 50 st to 200 st	Over 200 st	
20	63	87.5	120	0	24.5	57	80
25	63.5	87.5	119.5	0	24	56	93
32	85	103.5	139.5	15.5	34	70	110
40	85	103.5	139.5	9	27.5	63.5	118
50	98.5	119.5	160.5	16.5	37.5	78.5	146
63	98.5	119.5	160.5	11.5	32.5	73.5	160
80	114.5	141.5	190.5	8	35	84	199
100	136.5	161.5	200.5	10.5	35.5	74.5	236

MGPL, MGPA (Ball bushing bearing) A, E, HT Dimensions (mm)

Bore size (mm)	A				E				HT
	30 st or less	Over 30 st to 100 st	Over 100 st to 200 st	Over 200 st	30 st or less	Over 30 st to 100 st	Over 100 st to 200 st	Over 200 st	
20	69	86	110	127.5	6	23	47	64.5	80
25	75.5	91.5	110.5	127.5	12	28	47	64	93

Bore size (mm)	A				E				HT
	50 st or less	Over 50 st to 100 st	Over 100 st to 200 st	Over 200 st	50 st or less	Over 50 st to 100 st	Over 100 st to 200 st	Over 200 st	
32	89.5	106.5	126.5	148.5	20	37	57	79	110
40	89.5	106.5	126.5	148.5	13.5	30.5	50.5	72.5	118
50	101.5	122.5	142.5	169.5	19.5	40.5	60.5	87.5	146
63	101.5	122.5	142.5	169.5	14.5	35.5	55.5	82.5	160

Bore size (mm)	A				E				HT
	25 st or less	Over 25 st to 50 st	Over 50 st to 200 st	Over 200 st	25 st or less	Over 25 st to 50 st	Over 50 st to 200 st	Over 200 st	
80	114.5	138.5	168.5	201.5	8	32	62	95	199
100	129.5	155.5	188.5	211.5	3.5	29.5	62.5	85.5	236

Made to Order Common Specifications: -XC35: With Coil Scraper



39 With Coil Scraper

Symbol
-XC35

How to Order

MGG -XC35
MGC -XC35
With coil scraper ●

Specifications: Same as the standard type of each series

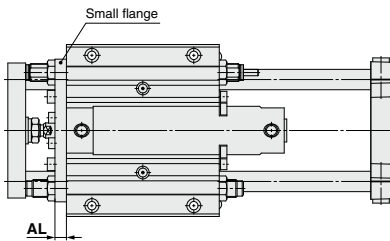
Note 1) Except $\phi 20$ and $\phi 25$

Note 2) Coil scrapers are attached to the piston rod and guide rods (front and back).

Dimensions (Dimensions other than below and the MGG□B series ($\phi 63$ to $\phi 100$) are the same as standard type.)

MGG□B series

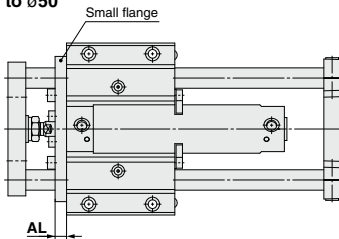
$\phi 32$ to $\phi 50$



(mm)	
Bore size (mm)	AL
32	9
40	12
50	12

MGC□B series

$\phi 32$ to $\phi 50$



(mm)	
Bore size (mm)	AL
32	9
40	12
50	12

Made to Order Common Specifications: -XC35: With Coil Scraper

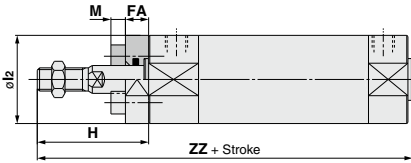


39 With Coil Scraper

Symbol
-XC35

Dimensions (Dimensions other than below are the same as standard type.)

CG1-Z1 series CG1-Z series



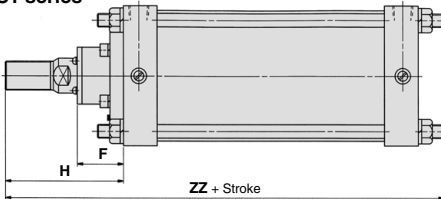
Bore size	Stroke range		FA		H		I ₂	M	ZZ	
	CG1-Z1	CG1-Z	Male thread	Female thread	Male thread	Female thread			Male thread	Female thread
20	Up to 1000	Up to 300 (up to 1500)	6	39	27	26	4	110 (118)	98 (106)	
25			6	44	28	31	5	115 (123)	99 (107)	
32			6	44	28	38	5	117 (125)	101 (109)	
40			7	54	29	47	3.5	134 (143)	109 (118)	
50			7	62	30	58	4.5	154 (166)	122 (134)	
63			7	62	30	72	5.5	154 (166)	122 (134)	

Note () : CG1-Z long stroke

* On the axial foot and rod side flange types, the mounting bracket is wedged and bolted between the cylinder and the scraper at the time of shipment. Others are shipped together (but not assembled).

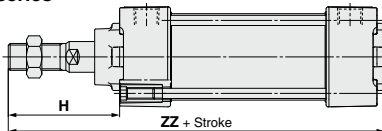
The dimensions of the CS2 series are the same as the standard type.

CS1 series



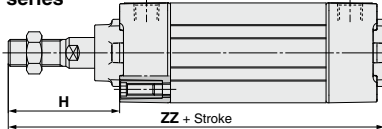
Bore size (mm)	Without auto switch			With auto switch		
	F	H	ZZ	F	H	ZZ
125	50	120	245	50	120	245
140	50	120	245	50	120	245
160	50	130	266.5	50	130	266.5
180	55	145	291	55	145	295
200	55	145	291	55	145	300
250	69	175	357.5	—	—	—
300	69	190	387.5	—	—	—

MB series



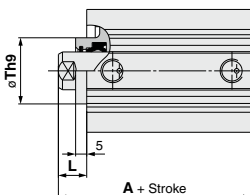
(mm)		
Bore size	H	ZZ
32	47	135
40	58	146
50	67	165
63	67	165
80	81	199
100	81	199

MB1 series



(mm)		
Bore size	H	ZZ
32	47	135
40	58	146
50	67	165
63	67	165
80	81	199
100	81	199

CQ2 series



Bore size	A			L		T
	Standard type, Axial piping type		Long stroke	Standard type, Axial piping type	Long stroke	
	50 stroke or less	75, 100 stroke	125 to 300 stroke	100 stroke or less	125 to 300 stroke	
32	35 (45)	45	62.5	12	17	23 ⁰ _{-0.082}
40	41.5 (51.5)	51.5	72	12	17	28 ⁰ _{-0.082}
50	43.5 (53.5)	53.5	73.5	13	18	35 ⁰ _{-0.082}
63	49 (59)	59	75	13	18	35 ⁰ _{-0.082}
80	58.5 (68.5)	68.5	86	15	20	43 ⁰ _{-0.082}
100	70 (80)	80	97.5	17	22	59 ⁰ _{-0.074}

* () : Denotes the dimensions with auto switch magnet.

Made to Order Common Specifications: -XC35: With Coil Scraper

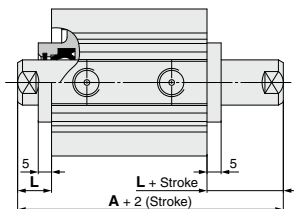


39 With Coil Scraper

Symbol
-XC35

Dimensions (Dimensions other than below are the same as standard type.)

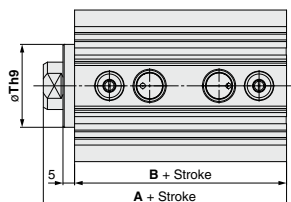
CQ2W series



Bore size	A		L
	50 stroke or less	75, 100 stroke	
32	54.5 (64.5)	64.5	12
40	64 (74)	74	12
50	66.5 (76.5)	76.5	13
63	68 (78)	78	13
80	81 (91)	91	15
100	94.5 (104.5)	104.5	17

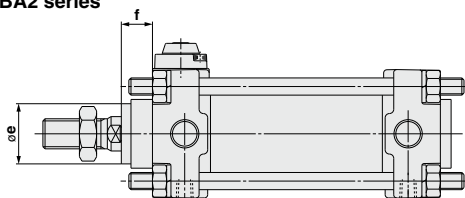
* () : Denotes the dimensions with auto switch magnet.

RQ series



Bore size (mm)	A	B	Th9
32	49	37	23 ⁰ _{-0.052}
40	56	44	28 ⁰ _{-0.052}
50	62.5	49.5	35 ⁰ _{-0.062}
63	68	55	35 ⁰ _{-0.062}
80	78.5	63.5	43 ⁰ _{-0.062}
100	93	76	59 ⁰ _{-0.074}

CBA2 series



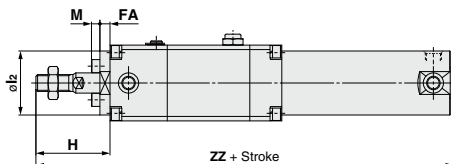
Bore size (mm)	øe	f	
		With rod side locking.	With both-side locking
40	28		14.5
50	32		16.5
63	32		14
80	37		16
100	44		17.5

The above diagram shows the rod side locking and manual releasing non-locking types.

The CBA2 series head side locking type is the same as the standard type.

The dimensions of the manual releasing non-locking type are the same as indicated above.

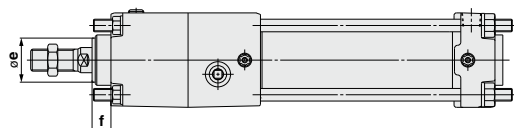
CNG series



Bore size (mm)	FA	M	l ₂	H	ZZ
20	6	4	26	39	182
25	6	5	31	44	197
32	6	5	38	44	200
40	7	3.5	47	54	225
					ZZ
					190
					205
					208
					234

Long stroke

CNA2 series



Bore size (mm)	e	f
40	28	12
50	32	12.5
63	32	12.5
80	37	16.5
100	44	17

* Other dimensions are the same as the standard type. (The figure shows a type with a rubber bumper.)

* On the axial foot and rod side flange types, the mounting bracket is wedged and bolted between the cylinder and the scraper at the time of shipment.